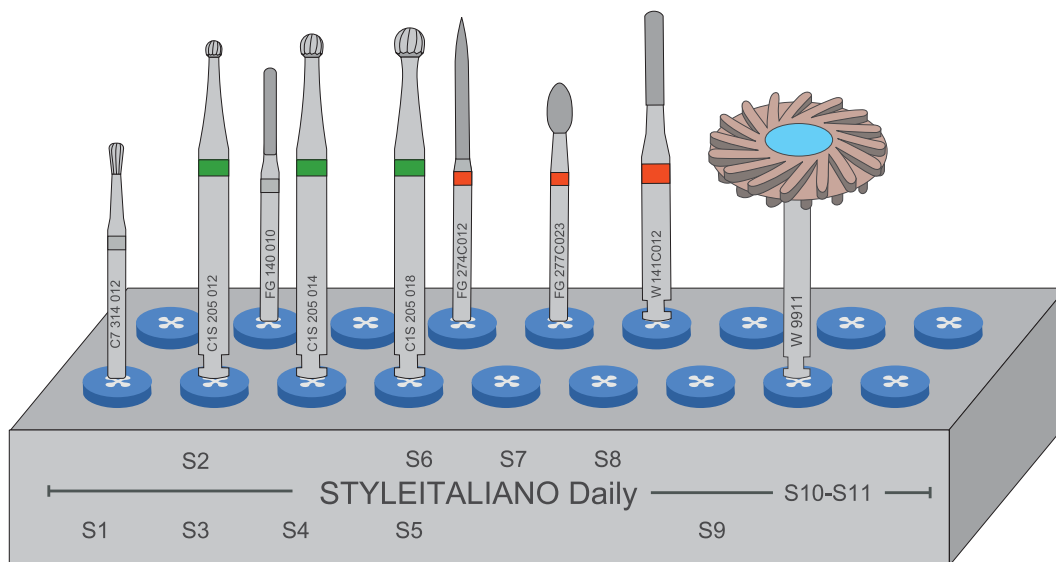


Ricerca e Selezione  
Qualità & Soluzioni  
per voi!



HORICO



# Styleitaliano DAILY by HORICO



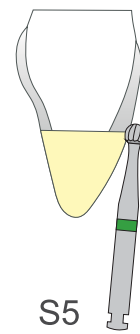
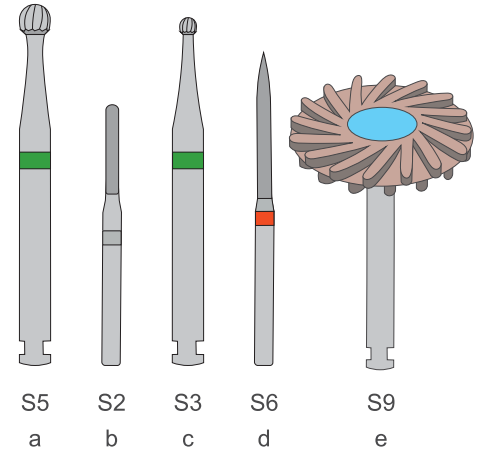
# Introduction

The Styleitaliano community, renowned for simplifying and enhancing restorative dentistry, developed with HORICO a specialized bur kit tailored for direct restorations. This comprehensive kit offers a systematic approach with distinct sequences for direct anterior and posterior procedures, ensuring precision and efficiency. The use of protocols makes this kit the best resource for the clinicians and for the dental assistants; easy to organize and reorder.

A standout feature of this kit is its proprietary finishing bur together with the Lamello® polisher is designed to deliver exceptional lifelike surfaces. Complemented by separating diamond strips that enhance the proximal finishing process. This collaboration exemplifies Styleitaliano's commitment to creating tools that are feasible, teachable, and repeatable, streamlining restorative procedures for dental professionals.

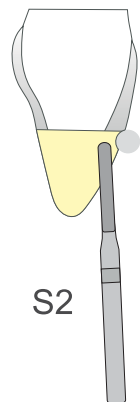


# Anterior Sequence



## Anterior sequence

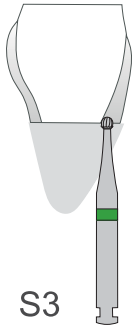
- a- Margin finder
- b- Restoration removal and prep
- c- Deep cleaning
- d- Bevel
- e- Margin polishing



## Anterior sequence

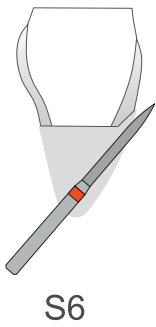
- a- Margin finder
- b- Restoration removal and prep
- c- Deep cleaning
- d- Bevel
- e- Margin polishing

# Anterior Sequence



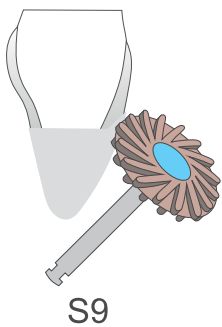
## Anterior sequence

- a- Margin finder
- b- Restoration removal and prep
- ➔ c- **Deep cleaning**
- d- Bevel
- e- Margin polishing



## Anterior sequence

- a- Margin finder
- b- Restoration removal and prep
- c- Deep cleaning
- ➔ d- **Bevel**
- e- Margin polishing



## Anterior sequence

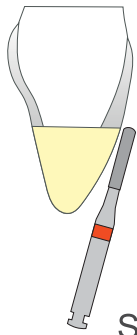
- a- Margin finder
- b- Restoration removal and prep
- c- Deep cleaning
- d- Bevel
- ➔ e- **Margin polishing**



## Anterior Finishing Sequence



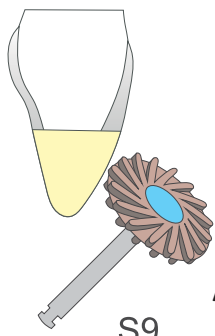
# Anterior Finishing Sequence



S8

## Anterior finishing sequence

- a- Palatal wall correction
- ➔ **b- Secondary (and tertiary anatomy)**
- c- Pre finishing




S9

## Anterior finishing sequence

- a- Palatal wall correction
- b- Secondary (and tertiary anatomy)
- ➔ **c- Pre-finishing**

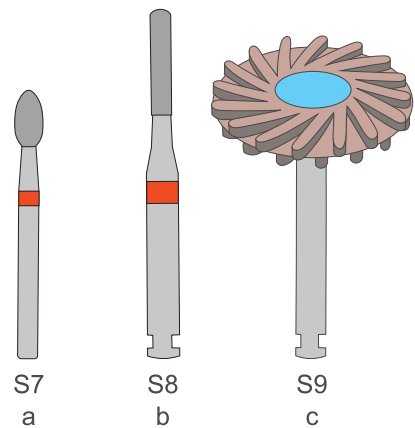


# Anterior Finishing Sequence

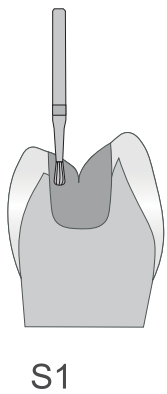
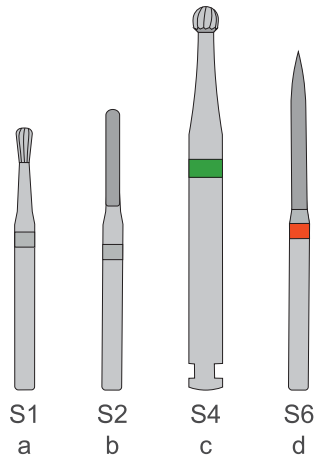


## Anterior Finishing sequence

- a- Palatal wall correction
- b- Secondary anatomy
- c- Pre-finishing

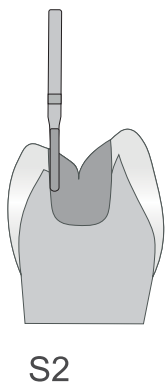


# Posterior Sequence



Posterior sequence

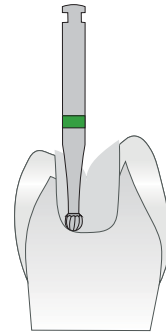
- ➔ a- Amalgam removal
- b- Cavity prep
- c- Caries cleaning
- d- Box opening and margin smoothing



Posterior sequence

- ➔ a- Amalgam removal
- b- Cavity prep**
- c- Caries cleaning
- d- Box opening and margin smoothing

## Posterior Sequence



S3 or S4 or S5

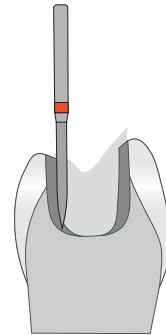
Posterior sequence

a- Amalgam removal

b- Cavity prep

c- **Caries cleaning**

d- Box opening and margin smoothing



S6

Posterior sequence

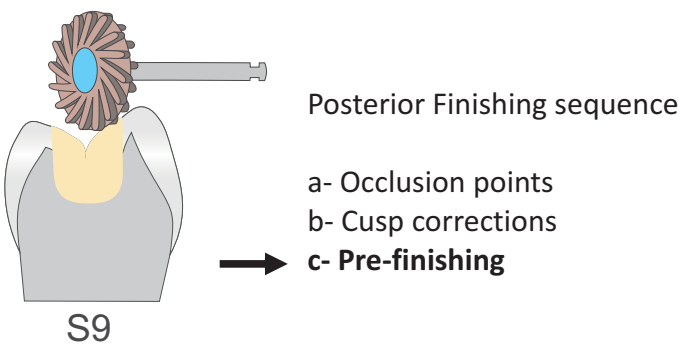
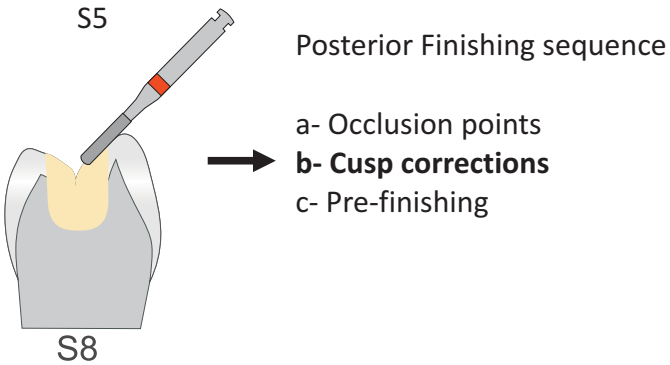
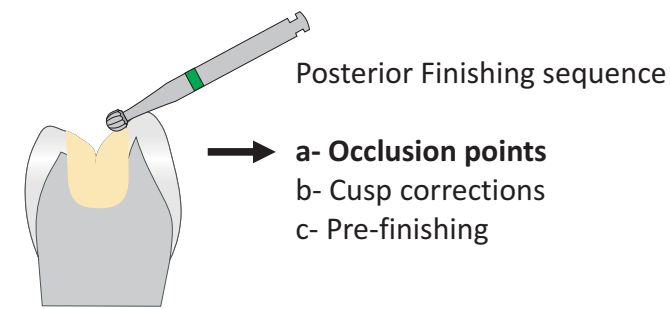
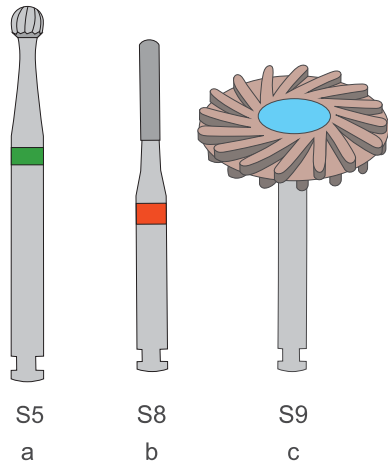
a- Amalgam removal

b- Cavity prep

c- Caries cleaning

→ d- **Box opening and margin smoothing**

# Posterior Finishing Sequence



## Styleitaliano

# ABOUT STYLEITALIANO

Feasible, teachable and repeatable



The Style Italiano movement emerged from a simple idea of two friends – Walter Devoto and Angelo Putignano. The recognized experts in conservative and aesthetic dentistry had observed that materials allowing for the creation of beautiful direct restorations were available, but there was a lack of appropriate concepts for their successful use.


**Anyone who wanted to imitate natural teeth in a perfect way needed artistic skills, creativity and lots of time to practice.**

Since time is a scarce resource in every dental office, the two friends decided to develop simplified techniques that enable every dentist to obtain impressive results with direct composite materials.

Their practical suggestions are based on clear and precise ideas that help dentists face their own daily challenges in their dental office.



**WALTER DEVOTO**



**ANGELO PUTIGNANO**



## ABOUT HORICO

The company HOPf, RIngleb & CO. was founded by Ing. Paul Hopf in Berlin in 1918. Paul Hopf invented the first separating strips for the dental market. HORICO started its industrial production with discs and strip. Few years later rotary instruments were added to the range.

Famous inventions of HORICO:

- Steelcarbo®: Discs and strips
- Diaflex®: Flexible diamond disc
- Diatrepano®: Instrument for root canal opening
- Superdiaflex®: Diamond disc with a thickness of only 0.1 mm.

Today, HORICO is one of the world leaders in the manufacture and development of strips and rotary instruments (diamond and carbide) for dentistry and dental technology.

HORICO is a successful and innovative family business, run by the founder's great-granddaughters in the fourth generation and celebrating its 100th anniversary in 2018.



**IVAN ILIC' S.r.l.**

Via L. Muratori, 46/11 - 20135 Milano (Italy)

TEL: +39 02 55 016 500 - 02 36 512 990

[ilic@ilicdental.com](mailto:ilic@ilicdental.com) | [www.ilicdental.com](http://www.ilicdental.com)